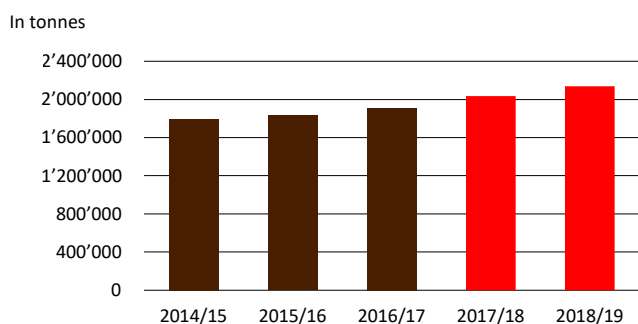


Key figures 2018/19

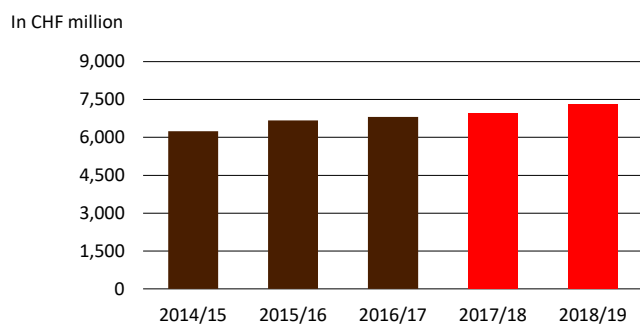
Sales Volume +5.1%	EBIT +11.9% in local currencies	Net Profit +14.2% ¹ in local currencies	Free cash flow	Proposed dividend 39% payout ratio
2.1 million tonnes	601.2 CHF million	368.7 CHF million	290 CHF million	26.00 CHF per share

1 Net profit excluding one-off costs for early bond repayment of CHF 33 million, partly offset by the tax effect of CHF 7 million.

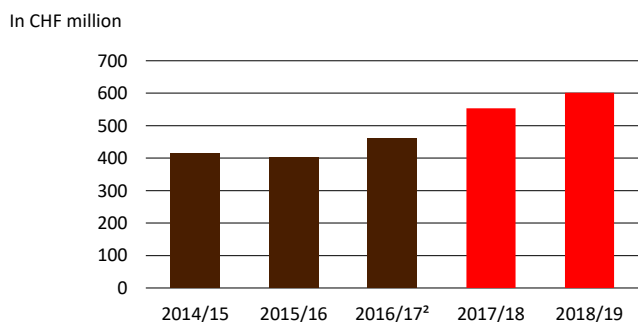
Sales Volume



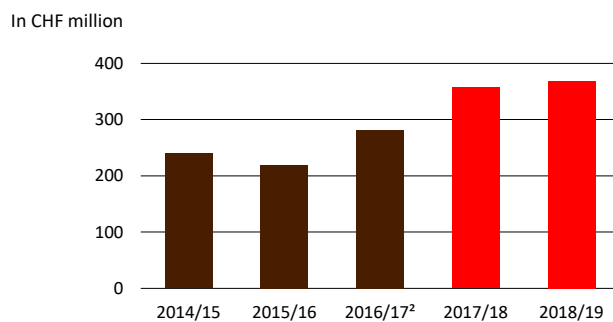
Sales Revenue



EBIT

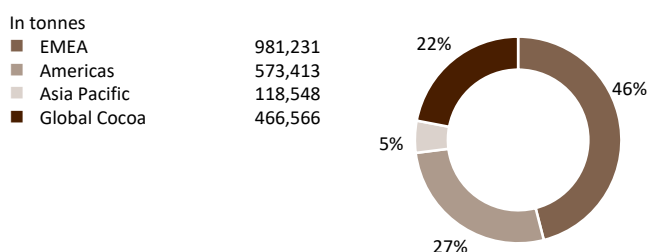


Net profit for the year



2 Restated.

Sales Volume by Region



Sales Volume by Product

